








































**Table 10.5.6**



The table contains multiple rows of data, likely representing a list of items or measurements. The text is mostly illegible due to the low contrast and some blurring. The table is enclosed in a thin black border.






---

---





```
% d=(40-44*3/4)^2/(44*3/4)+(4-44*1/4)^2/(44*1/4);  
fprintf('Chi-square statistic = % 6.4f\n',d);  
P = 1-chi2cdf(d,1);  
fprintf('Chi-squared 2-tailed p-value=%6.4f\n',P);
```









---

---

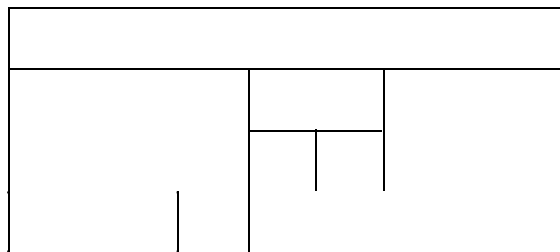
---

---

---

---

































variable.....